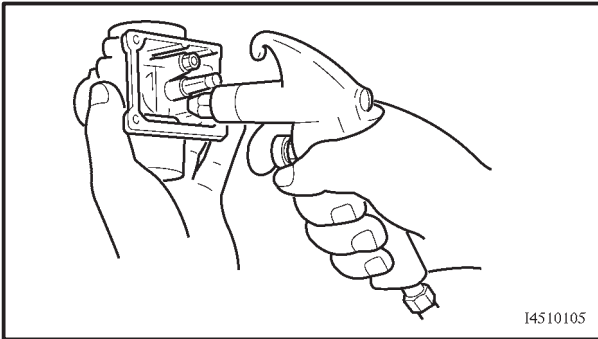




INSPECTION

1. Inspect:

- Carburetor body
 - Float chamber
 - Jet housing
- Cracks/damage → Replace.

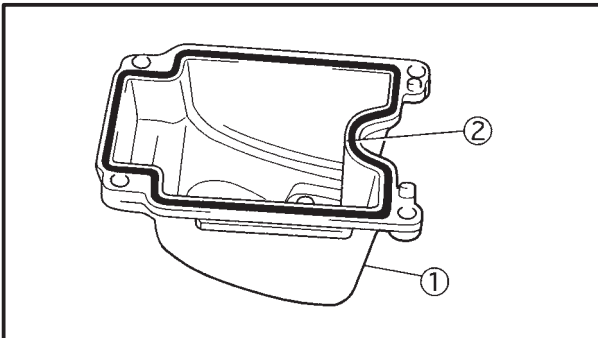


2. Inspect:

- Fuel passages
- Obstruction → Clean.

NOTE:

- Use a petroleum based solvent for cleaning.
- Blow out all passage and jets with compressed air.

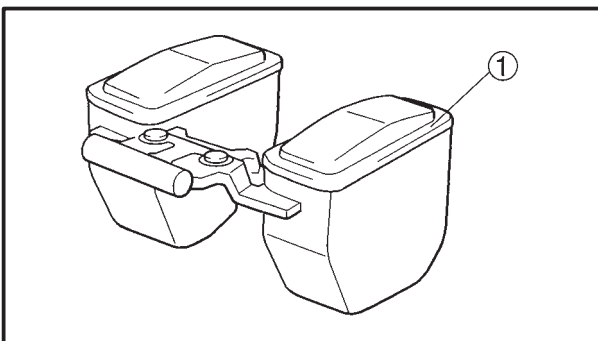


3. Inspect:

- Float chamber body ①

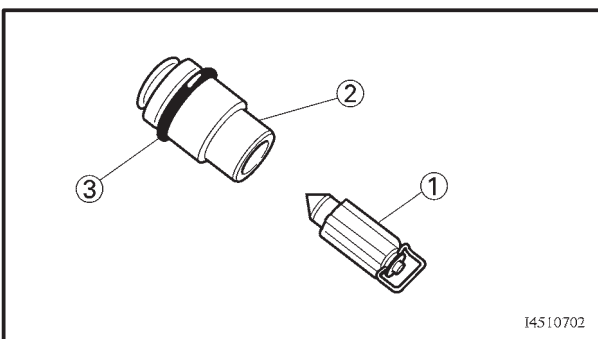
4. Inspect:

- Float chamber rubber gasket ②
- Cracks/damage/wear → Replace.



5. Inspect:

- Float ①
- Damage → Replace.



6. Inspect:

- Needle valve ①
 - Needle valve seat ②
- Damage/obstruction/wear → Replace the needle valve, needle valve seat and O-ring as a set.

7. Inspect:

- O-ring ③
- Damage/wear → Replace the needle valve, needle valve seat and O-ring as a set.